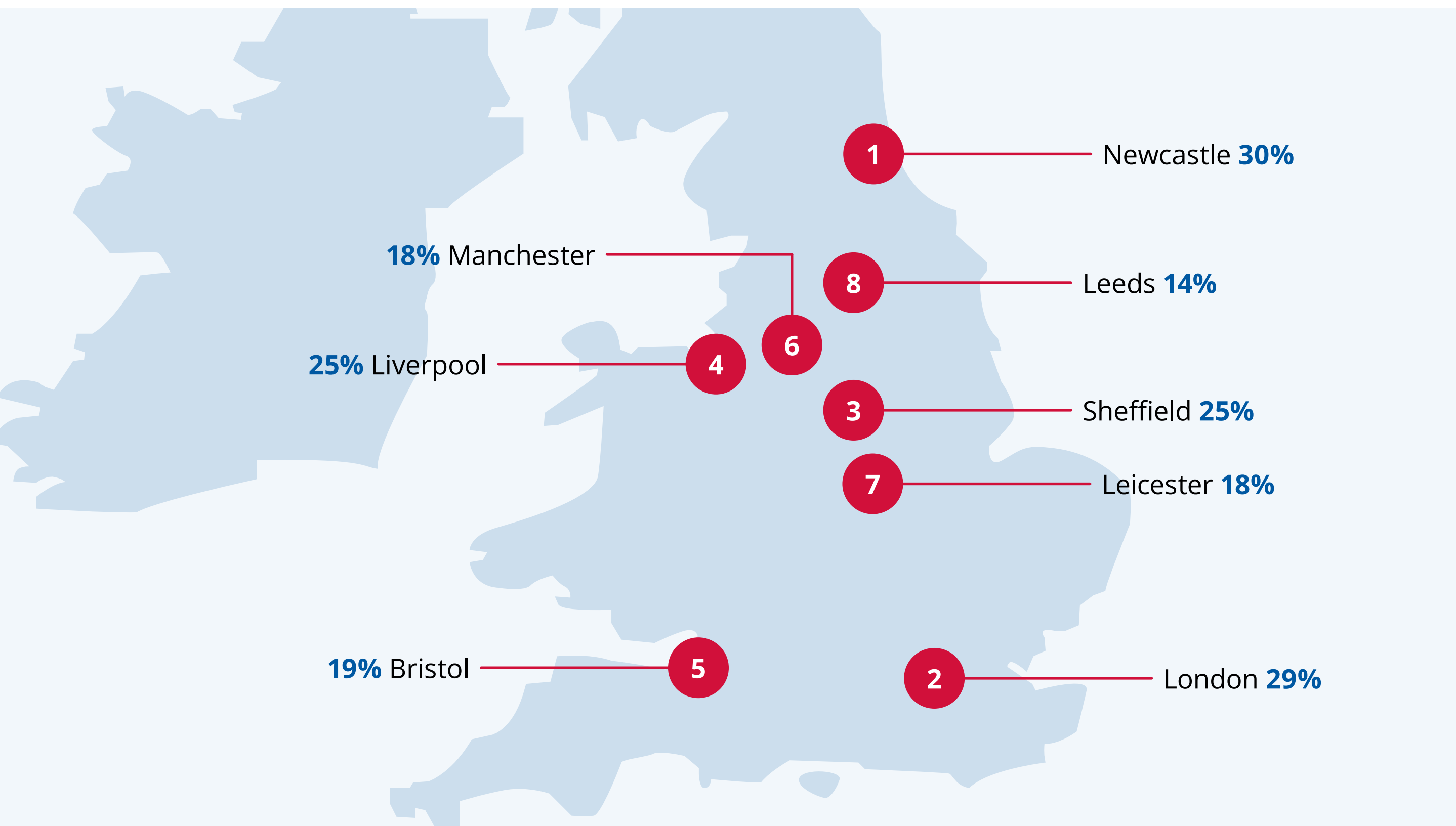


# Checkatrade Rogue Trade Hotspots

Checkatrade research reveals the UK's Rogue Trade Hotspots and shows where and in what sector homeowners are most likely to be ripped off.

## Cities where the most people have been victims of a rogue trade


- |                         |                         |                          |                         |
|-------------------------|-------------------------|--------------------------|-------------------------|
| 1. Newcastle <b>30%</b> | 3. Sheffield <b>25%</b> | 5. Bristol <b>19%</b>    | 7. Leicester <b>18%</b> |
| 2. London <b>29%</b>    | 4. Liverpool <b>25%</b> | 6. Manchester <b>18%</b> | 8. Leeds <b>14%</b>     |



## The biggest rogue trade culprits across each city


 **Newcastle**  
24% of disappointing work linked to painting and decorating

 **Bristol**  
19% of disappointing work linked to plumbing and painting and decorating

 **London**  
21% of disappointing work linked to plumbing

 **Manchester**  
20% of disappointing work linked to bathroom installation and roofing/guttering

 **Sheffield**  
39% of disappointing work linked to plumbing

 **Leicester**  
28% of disappointing work linked to plumbing

 **Liverpool**  
26% of disappointing work linked to plumbing

 **Leeds**  
22% of disappointing work linked to plumbing

## Checkatrade's top tips for keeping rogue trades at bay

- Be wary of high availability
- Be careful of cheap quotes
- Beware of being asked for full payment upfront
- Never accept work from trades who doorstep
- Always source a minimum of three competitive quotes